

TC1 SERIES

Manual Tool Changers | Ordering Information

Base Model **TC1** – Model Size **050** Robot or Tool Plate **M-01**

Robot Plate

M-00 Application Specific - User adds mounting hole pattern

M-01 ISO-9409-1-50-4-M6 mounting pattern with boss
(See robot compatibility table on next page)


Tool Plate

T-00 Application Specific - User adds mounting hole pattern

T-01 DirectConnect mounting to DESTACO Robohand products

T-02 ISO-9409-1-50-4-M6 mounting pattern

Shown with robot plate and tool plate coupled.



Patent Pending

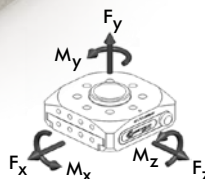


TC1-050M-01
Robot Plate
ISO 9409 Mounting
(see page 3).

Compatible with multiple brands of cobots.



TC1-050T-01
Tool Plate with DirectConnect Robohand Mounting.



Specifications:		TC1
Max. Payload:	Kg [lb]	10 [22]
Coupled Weight:	Kg [lb]	0.33 [0.73]
Robot Plate Weight:	Kg [lb]	0.20 [0.44]
Tool Plate Weight:	Kg [lb]	0.13 [0.29]
Repeatability:	mm [in]	±0.025 [0.001]
Temperature Range:	C° [F°]	-30° to 66° [-22° to 151°]
Max Moment (My, Mz, Mx)	Nm [in-lb]	100 [885]
Max Force (Fy, Fz)	N [lbf]	1000 [225]
Max Force (Fx)	N [lbf]	100 [22.5]

Optional Accessories

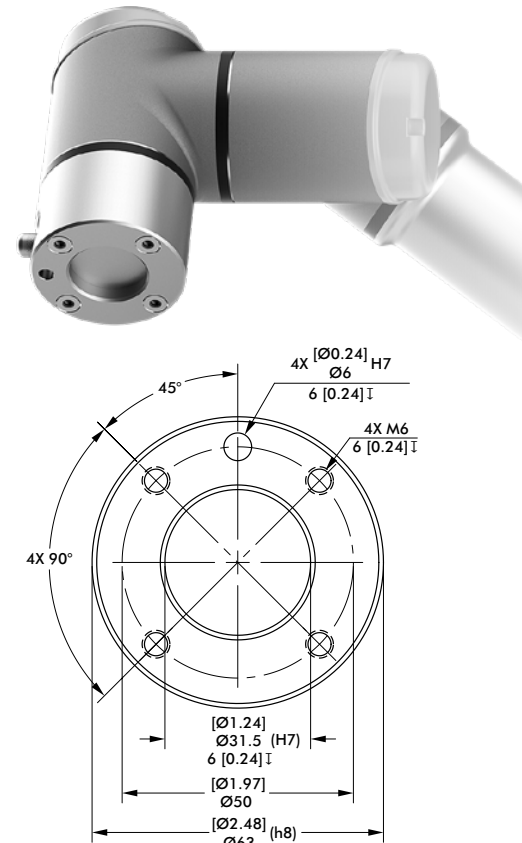
Description	Order no.
8-Pin M8 Socket Connector Electrical Pass-thru for Robot Plate	TC1-E01M-C01
8-Pin M8 Plug Connector Electrical Pass-thru for Tool Plate	TC1-E01T-C01
PNP Magneto Resistive 4mm Sensing Module for Tool Plate	TC1-E01T-P01
NPN Magneto Resistive 4mm Sensing Module for Tool Plate	TC1-E01T-N01
Tool Plate Holder	TC1-050H-01
Seal Replacement Kit	SLKT-480

TC1 SERIES

Manual Tool Changers | Compatibility Charts

TC1-050M-01 Robot Plate - Robot Compatibility

Robot Manufacturer	Model
GENERIC	Any model with ISO-9409-1-50-4-M6 Pattern
STAUBLI	TX2touch-90, 90L, 90XL
UNIVERSAL ROBOTS	UR3, UR5, UR10, UR16
REIS	RV10-6, RV20-6
TECHMAN/OMRON	TM5-700, TM5-900, TM12, TM14
KUKA	LBR iiwa 7 R800, LBR iiwa 14 R820
AUBO	I3, I5, I7, I10
ESI	C-7, C-15
F&P PERSONAL ROBOTICS	P-ROB 2R-24V, 48V
HANWHA PRECISION MACHINERY	HCR-3, 5, 12
JAKA/KUNLIN	ZU 7, 12
MODBOT	COBOT, SCARA
ROZUM	PULSE 75, 90
SIASUN	GCR5, GCR14, GCR20, SCR3, SCR5
HAN'S ROBOTS	ELFIN 3, 5, 10
FRANKA EMIKA	PANDA



TC1-050T-01 Tool Plate - Robohand Compatibility

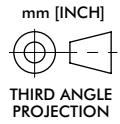
Robohand Products	Compatible Series	Description
DPE	200-25	Electric 2 Jaw Parallel Gripper
DGC	All Sizes	
DPDL	047, 056, 088, 125	
DPDS		
DPG	All Sizes	
DPL	2520, 2535	
DPP	All Sizes	
DPW	250M, 375M, 500M	
G110, G120	All Sizes	
DCT	12M, 16M, 20M, 25M	Pneumatic 2 Jaw Angular Gripper
DRF	All Sizes	Rotary Actuator
DRG		
DLM		Miniature Linear Rail Thruster Slide
DLT	06, 08, 10, 12, 16	Linear Thruster Slide
DLB		Linear Base Slide



Shown with G120 Parallel Gripper and TC1-E01T-P01 Magneto Resistive Sensors.

TC1 ROBOT PLATE

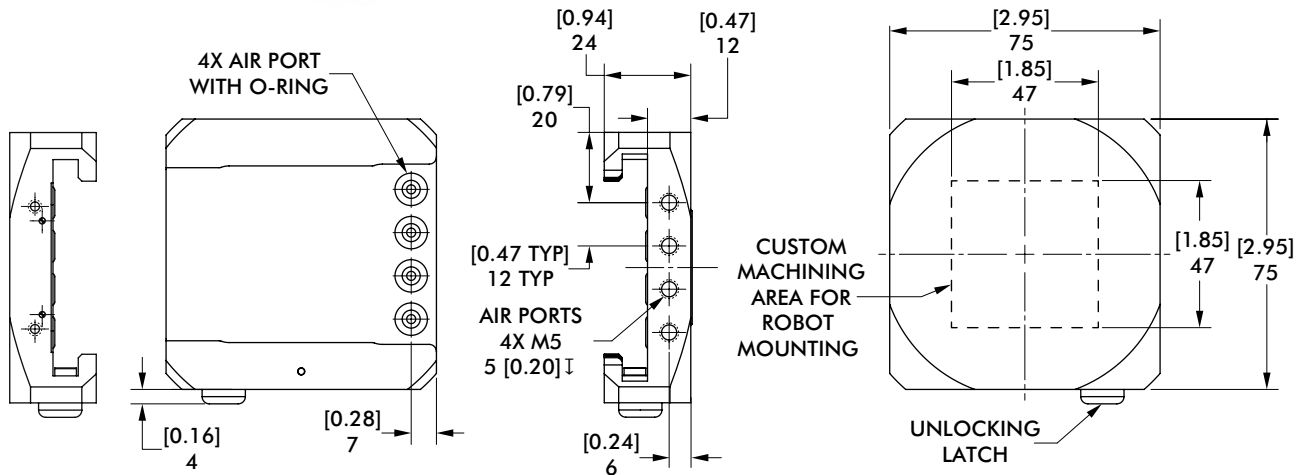
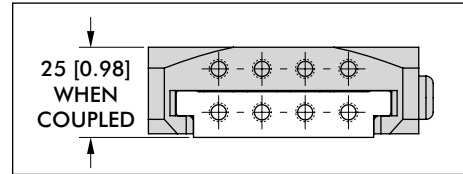
Manual Tool Changers | Dimensions



TC1-050M-00 Blank Robot Plate (general unit dimensions shown apply to all models)



Requires mounting pattern added by user for their specific application.

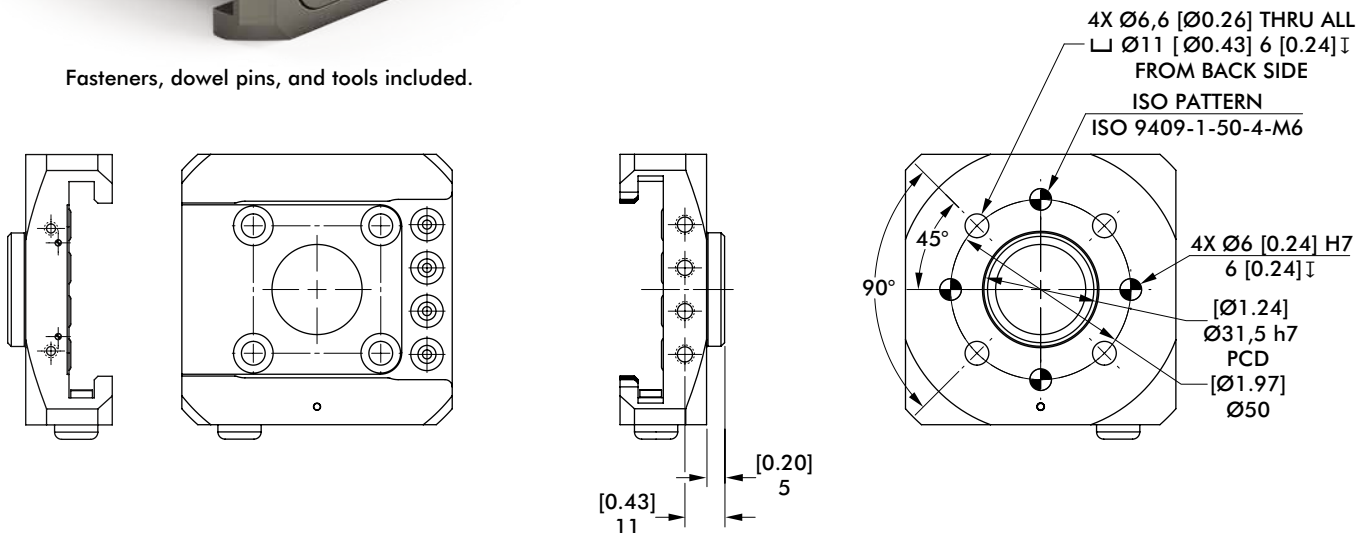
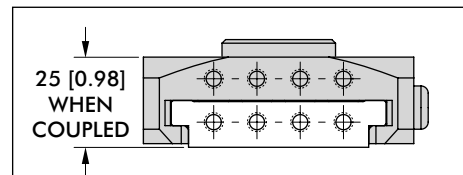


TC1-050M-01 ISO 9409 Robot Plate (see TC1-050M-00 for general dimensions)

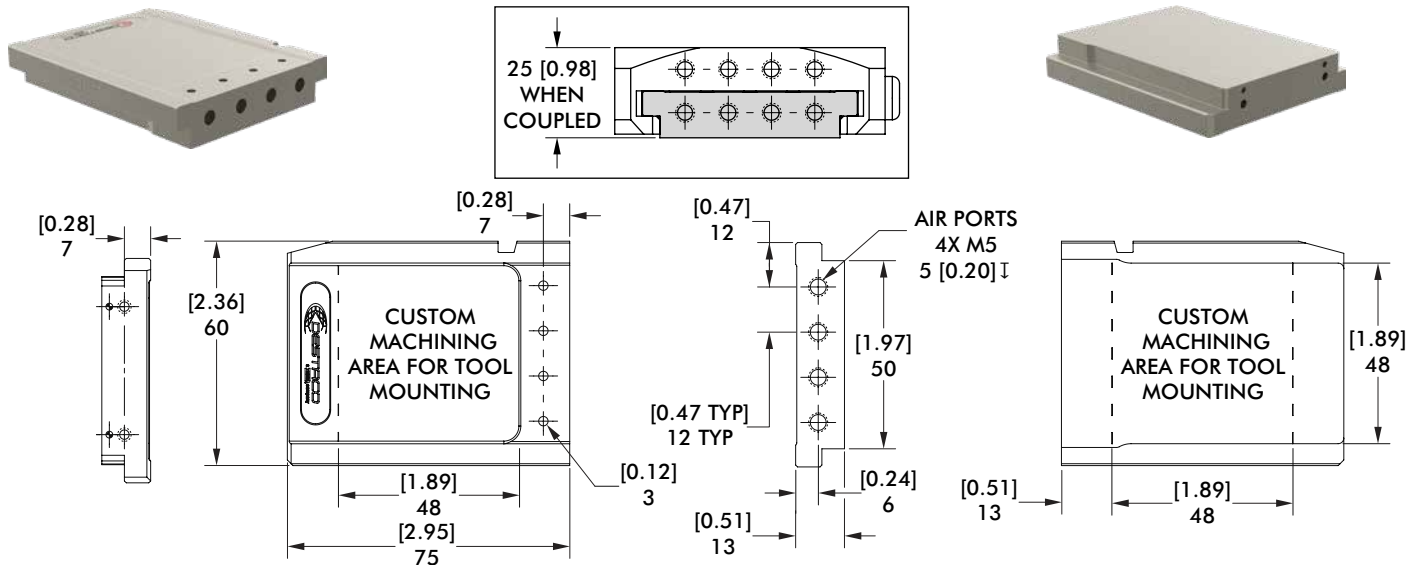


Fasteners, dowel pins, and tools included.

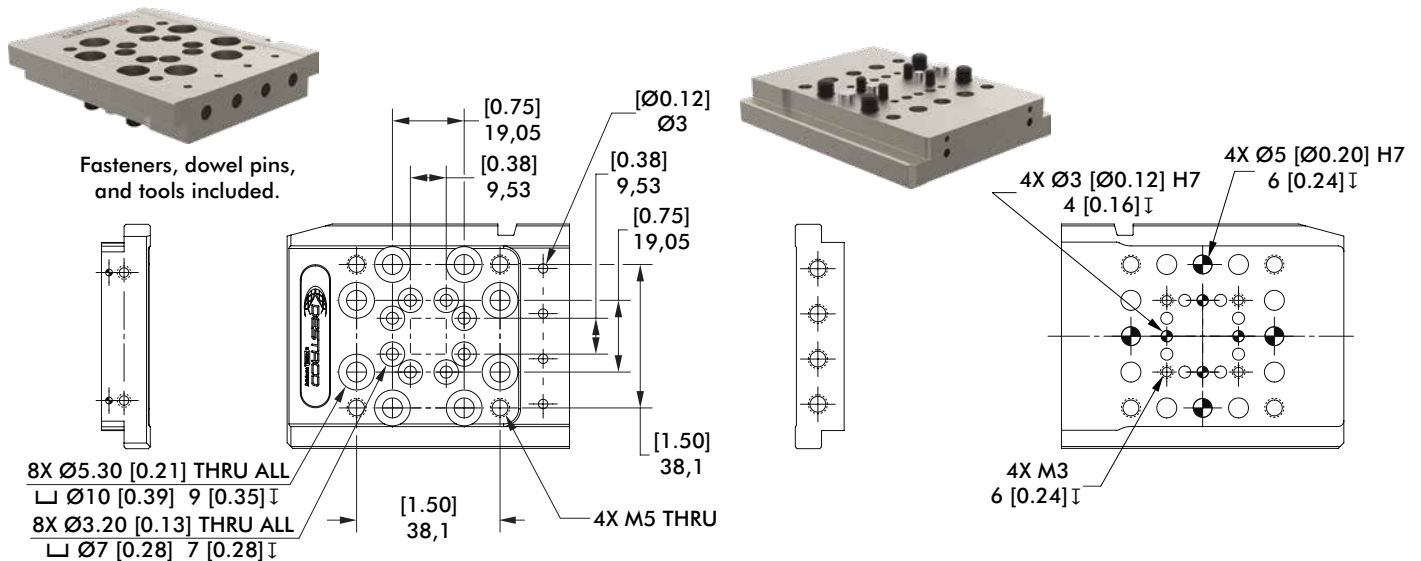
Compatible with multiple brands of cobots. Verify cobot arm mounting pattern.



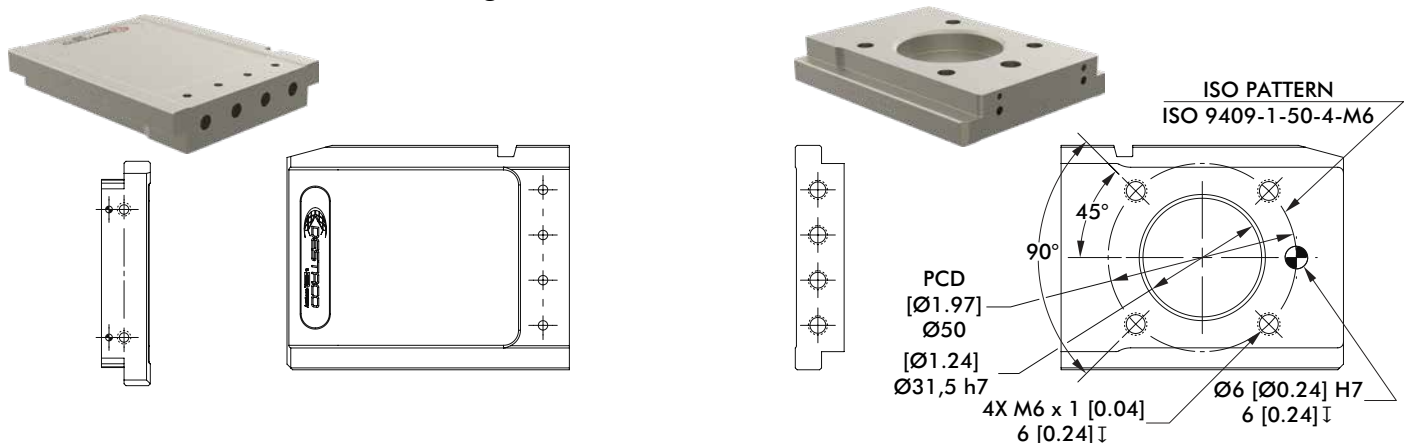
TC1-050T-00 Blank Tool Plate (general unit dimensions shown apply to all models)



TC1-050T-01 DirectConnect Robohand Mounting Tool Plate (see TC1-050T-00 for general dimensions)

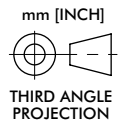


TC1-050T-02 ISO 9409 Mounting Pattern Tool Plate (see TC1-050T-00 for general dimensions)

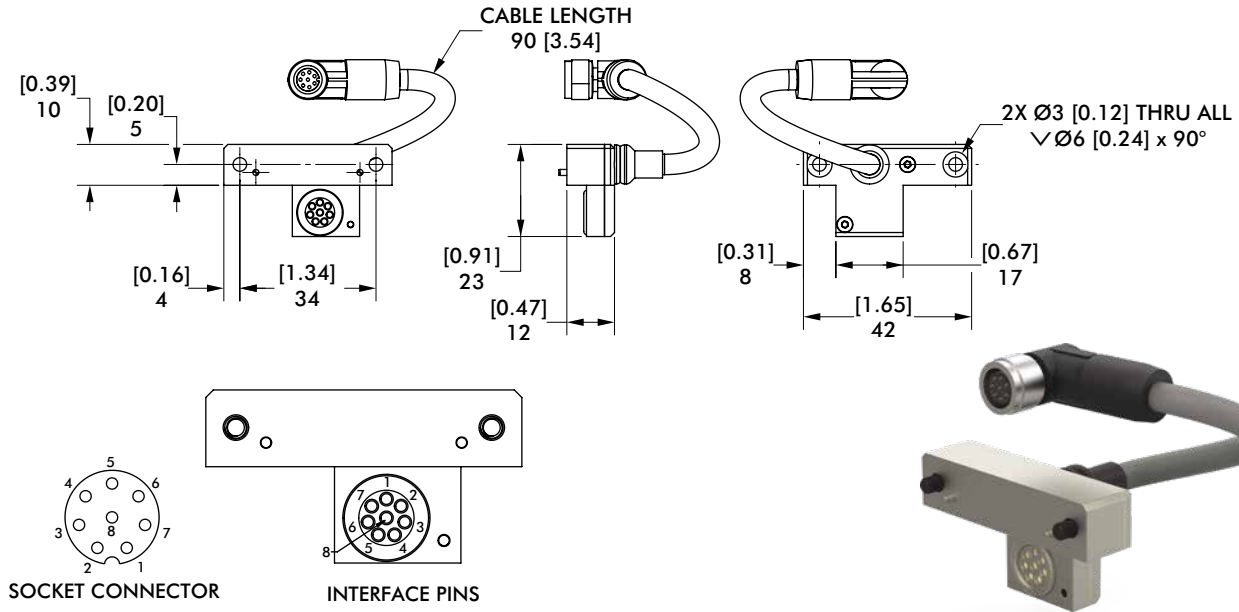


TC1 ELECTRICAL MODULES

Manual Tool Changers | Dimensions and Specifications



TC1-E01M-C01 8-Pin M8 Socket Electrical Pass-thru Module for Robot Plate


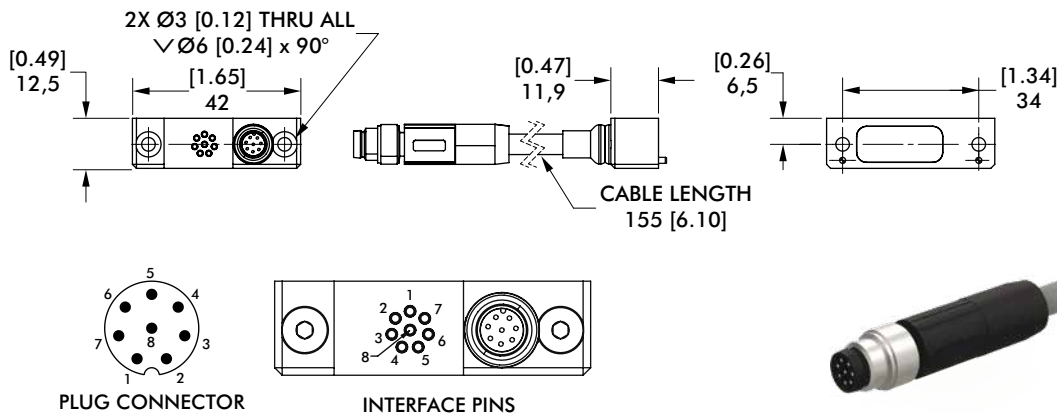


Fasteners and tools included.

CONNECTOR PIN	INTERFACE PIN
1	1
2	2
3	3
4	4
5	8
6	5
7	6
8	7

ELECTRIC SPECIFICATION					
SYMBOL	CHARACTERISTIC	MIN	TYP	MAX	UNIT
V_{dd}	CONDUCTOR VOLTAGE	-	-	30	V
I_{dd}	CONDUCTOR CURRENT (PER SENSOR)	-	-	1.5	A

TC1-E01T-C01 8-Pin M8 Plug Electrical Pass-thru Module for Tool Plate




Fasteners and tools included.

CONNECTOR PIN	INTERFACE PIN
1	1
2	2
3	3
4	4
5	8
6	5
7	6
8	7

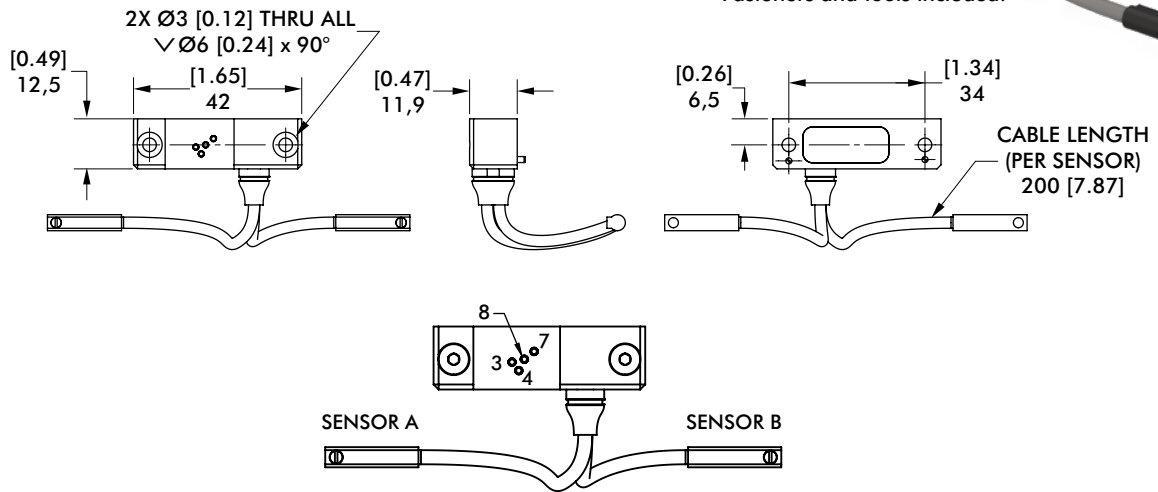
ELECTRIC SPECIFICATION					
SYMBOL	CHARACTERISTIC	MIN	TYP	MAX	UNIT
V_{dd}	CONDUCTOR VOLTAGE	-	-	30	V
I_{dd}	CONDUCTOR CURRENT (PER SENSOR)	-	-	1.5	A

TC1-E01T-P01 PNP Magneto Resistive 4mm Sensing Module for Tool Plate
(for use with grippers to detect jaw positioning)

TC1-E01T-N01 NPN Magneto Resistive 4mm Sensing Module for Tool Plate
(for use with grippers to detect jaw positioning)



Fasteners and tools included.



INTERFACE PIN	SIGNAL DESCRIPTION
3	SIGNAL B
4	SIGNAL A
8	+V
7	0V

ELECTRIC SPECIFICATION					
SYMBOL	CHARACTERISTIC	MIN	TYP	MAX	UNIT
V _{dd}	SUPPLY VOLTAGE	4.5	-	28	V DC
I _{dd}	OUTPUT CURRENT (PER SENSOR)	-	-	100	mA
I _q	QUIESCENT (IDLE) CURRENT	-	20	-	mA



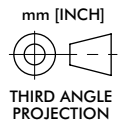
Tool Changer shown with **TC1-E01M-C01** and **TC1-E01T-C01** modules installed.



Tool Changer shown with **TC1-E01M-C01** and **TC1-E01T-P01** modules installed.

TC1 TOOL HOLDER

Manual Tool Changers | Dimensions

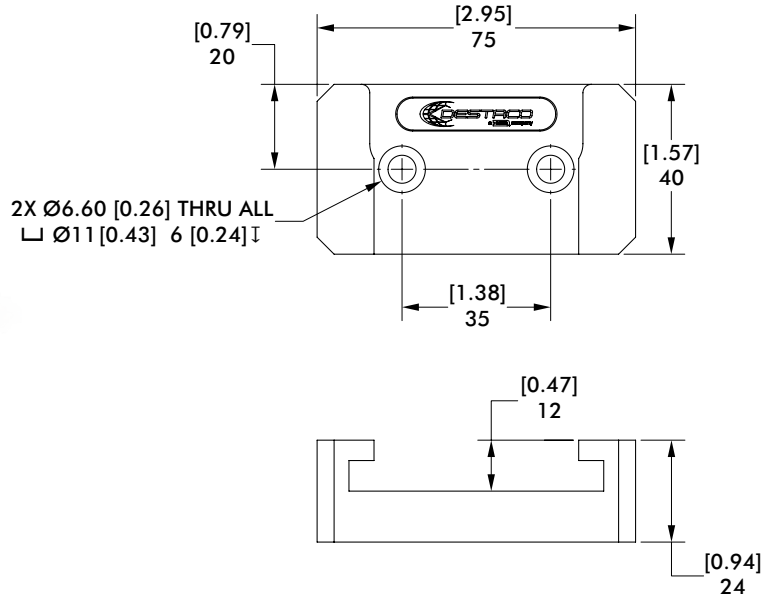


TC1-050H-01 Tool Holder



Fasteners and tools included.

Material: Acetal Plastic



Tool Plate shown
 with a Robohand DPE-200
 Electric Parallel Gripper
 placed in Tool Holder.



Tool Plate shown
 placed in Tool Holder.

